



Round 3 - Phillip Island GP Circuit - September 3 & 4
SUPERSPORT 300

Leg 2

Date: **04/09/22**
Event: **R21**
Weather: **Cloudy - Temp: 12.3C**
Track: **Dry - Temp: 20.3C**

Started at: **12:27:57**
Laps: **7**
Starters: **20**
Printed at: **12:59**

PROVISIONAL CLASSIFICATION

Pos	No	Name	Machine	Laps	Race Time	Behind Leader	Behind Prev	Fastest Lap	On Lap	Top Speed
1	32A	Jai RUSSO / Russo Performance / MotoStars / Ricondi / AGV Helmets / TCX Boots	Yamaha R3 321	7	13:14.868			1:51.834	3	191
2	91	Taiyo AKSU	Yamaha R3 321	7	13:14.908	.040	.040	1:51.861	3	184
3	12	Henry SNELL / Megacycle Racing / Ricondi / AGV / TCX / Tim Gawith	Yamaha R3 321	7	13:14.984	.116	.076	1:52.071	3	184
4	33	Jack FAVELLE / MotoCity	Yamaha R3 321	7	13:15.006	.138	.022	1:51.441	5	193
5	2	Luke JHONSTON / The Bike Vault / Axle Armour / RBT Suppliers / AGV	Yamaha R3 321	7	13:15.029	.161	.023	1:52.018	3	191
6	13	Marcus HAMOD / Motocity / AGV / Pirelli / Jekyll and Hyde	Yamaha R3 321	7	13:15.052	.184	.023	1:51.922	2	189
7	25	Brodie GAWITH / Ricondi / AGV / TCX / Peter Stevens M-cycles	Yamaha R3 321	7	13:15.056	.188	.004	1:51.760	3	188
8	45	Jamie PORT / Yamaha / AGV / Ricondi / Pirelli / Motul	Yamaha R3 321	7	13:15.060	.192	.004	1:51.049	3	194
9	95	Matthew RINDEL / StayUpright / The Grinning Dingo / AMX / Woodcraft / Shoei / DeWith M-sport	Yamaha R3 321	7	13:22.236	7.368	7.176	1:51.339	3	195
10	17	Oliver SHORT / MotoHeaven / Doyle & Shields / James OHagan Photography / Eastern Signs	Kawasaki EX 400	7	13:22.609	7.741	.373	1:53.034	4	197
11	28	Tayla RELPH / South West Track Days / South West Media Productions	Yamaha R3 321	7	13:22.759	7.891	.150	1:53.578	5	190
12	32	Riley BRENNAN	Kawasaki EX 400	7	13:51.537	36.669	28.778	1:57.164	5	184
13	95A	Tara MORRISON / Fearless Motorcycles	Kawasaki EX 400	7	13:53.367	38.499	1.830	1:57.138	5	188
14	27	Toby JAMES	Yamaha R3 321	7	14:03.619	48.751	10.252	1:58.187	4	179
15	69	Colin BONE / Race Center / the Grinning Dingo	Kawasaki EX 400	7	14:04.305	49.437	.686	1:58.329	2	189
16	76	Lindsay RUSSELL	Kawasaki EX 400	7	14:14.854	59.986	10.549	1:59.604	2	191
17	61	Ella MCCAUSLAND / South West Track Days	Husqvarna TC 85	7	14:29.305	1:14.437	14.451	2:00.375	2	176
18	72	Hossain SHARIAR	Kawasaki EX 400	7	14:38.895	1:24.027	9.590	2:03.172	5	181
19	81	Marcus LAZOS / Fusion Martial Arts	Kawasaki EX 300	6	13:55.416	1 Lap		2:16.796	4	172
DNF	57	Cooper ROWNTREE / Anytime Fitness / Baseline Fabrication	Yamaha R3 321	4	7:37.198	2 Laps		1:52.035	3	187

Fastest Lap was 1:51.049 by Jamie PORT

Current race lap record for SS300 class - 1:47.182 by Luke JHONSTON (VIC) on a Kawasaki Ninja 400 set on 29/02/20

The results are provisional until the end of the time limit for protests and appeals.


Scott Laing
Chief Timekeeper - Scott Laing

Tony Bolin
Clerk of Course - Tony Bolin



COMPUTIME RACE TIMING SYSTEMS PTY LTD
www.computime.com.au

E-mail: scott@computime.com.au / Ph: 0418 17 13 17





Round 3 - Phillip Island GP Circuit - September 3 & 4
SUPERSPORT 300

Leg 2

Date: 04/09/22
 Event: R21
 Weather: Cloudy - Temp: 12.3C
 Track: Dry - Temp: 20.3C

Started at: 12:27:57
 Laps: 7
 Starters: 20
 Printed at: 13:00


PROVISIONAL LAP TIMES

No	Name	Lap 1	Lap 2	Lap 3	Lap 4	Lap 5	Lap 6	Lap 7
2	Luke JHONSTON	2:00.791	1:52.634	1:52.018	1:52.774	1:52.473	1:52.267	1:52.072
12	Henry SNELL	1:59.492	1:52.492	1:52.071	1:53.122	1:52.164	1:52.416	1:53.227
13	Marcus HAMOD	2:00.372	1:51.922	1:52.135	1:53.092	1:53.119	1:52.355	1:52.057
17	Oliver SHORT	2:01.529	1:53.204	1:53.870	1:53.034	1:53.628	1:53.542	1:53.802
25	Brodie GAWITH	2:00.311	1:52.030	1:51.760	1:53.083	1:52.250	1:52.209	1:53.413
27	Toby JAMES	2:08.099	1:59.269	1:59.065	1:58.187	1:59.976	1:59.342	1:59.681
28	Tayla RELPH	2:00.303	1:54.068	1:53.604	1:53.760	1:53.578	1:53.720	1:53.726
32	Riley BRENNAN	2:03.362	1:59.141	1:57.304	1:57.400	1:57.164	1:57.909	1:59.257
32A	Jai RUSSO	1:59.572	1:52.570	1:51.834	1:53.131	1:52.109	1:52.401	1:53.251
33	Jack FAVELLE	1:59.529	1:52.685	1:52.137	1:53.939	1:51.441	1:53.201	1:52.074
45	Jamie PORT	2:01.579	1:52.827	1:51.049	1:52.818	1:52.459	1:52.225	1:52.103
57	Cooper ROWNTREE	1:59.360	1:52.931	1:52.035	1:52.872			
61	Ella MCCAUSLAND	2:05.680	2:00.375	2:00.399	2:01.080	2:07.320	2:07.567	2:06.884
69	Colin BONE	2:08.701	1:58.329	1:58.515	1:58.960	2:00.517	2:00.046	1:59.237
72	Hossain SHARIAR	2:12.815	2:05.696	2:04.855	2:04.138	2:03.172	2:04.010	2:04.209
76	Lindsay RUSSELL	2:09.851	1:59.604	1:59.825	2:00.876	2:01.354	2:01.433	2:01.911
81	Marcus LAZOS	2:26.496	2:17.072	2:18.111	2:16.796	2:19.349	2:17.592	
91	Taiyo AKSU	1:59.380	1:52.734	1:51.861	1:53.139	1:52.253	1:52.319	1:53.222
95	Matthew RINDEL	2:00.813	1:52.822	1:51.339	1:53.602	1:53.225	1:53.389	1:57.046
95A	Tara MORRISON	2:06.097	1:58.893	1:58.408	1:57.759	1:57.138	1:57.420	1:57.652

The results are provisional until the end of the time limit for protests and appeals.


Scott Laing
 Chief Timekeeper - Scott Laing

Tony Bolin
 Clerk of Course - Tony Bolin



COMPUTIME RACE TIMING SYSTEMS PTY LTD
www.computime.com.au

E-mail: scott@computime.com.au / Ph: 0418 17 13 17





Round 3 - Phillip Island GP Circuit - September 3 & 4
SUPERSPORT 300

Leg 2

Date: **04/09/22**
Event: **R21**
Weather: **Cloudy - Temp: 12.3C**
Track: **Dry - Temp: 20.3C**


Started at: **12:27:57**
Laps: **7**
Starters: **20**
Printed at: **13:00**

PROVISIONAL SPLIT TIMES

Lap	Split 1	Split 2	Split 3	Split 4	Lap Time	Spd	Lap	Split 1	Split 2	Split 3	Split 4	Lap Time	Spd
2 Luke JHONSTON (5th)							1	37.427	34.875	22.850	32.947	2:08.099	149
1	34.642	33.655	21.337	31.157	2:00.791	150	2	29.161	34.720	22.773	32.615	1:59.269	175
2	27.375	33.036	21.121	31.102	1:52.634	190	3	28.617	34.420	22.642	33.386	1:59.065	179
3	27.328	32.521	21.109	31.060	1:52.018	189	4	28.510	34.374	22.740	32.563	1:58.187	176
4	27.090	32.477	21.622	31.585	1:52.774	189	5	28.826	34.872	23.092	33.186	1:59.976	177
5	27.236	33.144	21.234	30.859	1:52.473	191	6	29.153	34.300	22.922	32.967	1:59.342	171
6	26.900	32.761	21.367	31.239	1:52.267	188	7	29.107	34.468	23.115	32.991	1:59.681	170
7	27.331	32.377	21.379	30.985	1:52.072	182							
12 Henry SNELL (3rd)							28 Tayla RELPH (11th)						
1	34.298	33.295	21.268	30.631	1:59.492	150	1	34.489	32.967	21.446	31.401	2:00.303	148
2	27.161	32.745	21.667	30.919	1:52.492	184	2	27.393	33.372	21.649	31.654	1:54.068	182
3	27.432	32.423	21.155	31.061	1:52.071	180	3	27.462	32.925	21.516	31.701	1:53.604	187
4	26.925	32.725	22.117	31.355	1:53.122	182	4	27.529	32.877	21.763	31.591	1:53.760	180
5	26.998	32.519	21.704	30.943	1:52.164	184	5	27.366	33.338	21.449	31.425	1:53.578	190
6	26.832	33.519	21.242	30.823	1:52.416	183	6	27.177	33.183	21.868	31.492	1:53.720	189
7	26.957	33.404	21.764	31.102	1:53.227	183	7	27.881	33.262	21.599	30.984	1:53.726	187
13 Marcus HAMOD (6th)							32 Riley BRENNAN (12th)						
1	34.674	33.173	21.631	30.894	2:00.372	146	1	35.502	33.941	21.945	31.974	2:03.362	153
2	26.940	32.893	21.297	30.792	1:51.922	189	2	27.335	33.958	22.048	35.800	1:59.141	184
3	27.587	32.571	21.072	30.905	1:52.135	182	3	28.293	34.286	22.089	32.636	1:57.304	178
4	27.364	32.754	21.922	31.052	1:53.092	187	4	28.251	34.257	22.095	32.797	1:57.400	176
5	27.521	33.156	21.269	31.173	1:53.119	186	5	28.245	34.254	22.043	32.622	1:57.164	176
6	27.230	33.048	21.175	30.902	1:52.355	186	6	28.329	34.507	22.360	32.713	1:57.909	176
7	27.005	32.978	21.584	30.490	1:52.057	187	7	28.938	34.492	22.386	33.441	1:59.257	175
17 Oliver SHORT (10th)							32A Jai RUSSO (1st)						
1	35.123	33.421	21.592	31.393	2:01.529	155	1	33.827	33.216	21.394	31.135	1:59.572	148
2	27.477	33.085	21.349	31.293	1:53.204	197	2	27.388	32.934	21.448	30.800	1:52.570	191
3	27.512	32.858	21.355	32.145	1:53.870	189	3	27.017	32.464	21.220	31.133	1:51.834	186
4	27.542	32.677	21.558	31.257	1:53.034	190	4	27.348	32.565	22.033	31.185	1:53.131	179
5	27.865	32.734	21.400	31.629	1:53.628	189	5	27.597	32.075	21.407	31.030	1:52.109	182
6	27.651	32.580	21.769	31.542	1:53.542	188	6	27.068	32.925	21.133	31.275	1:52.401	184
7	28.218	32.785	21.494	31.305	1:53.802	188	7	27.365	33.110	21.292	31.484	1:53.251	181
25 Brodie GAWITH (7th)							33 Jack FAVELLE (4th)						
1	33.992	32.919	22.170	31.230	2:00.311	151	1	33.714	32.964	21.633	31.218	1:59.529	144
2	27.432	32.818	21.251	30.529	1:52.030	186	2	27.232	32.830	21.631	30.992	1:52.685	188
3	27.447	32.158	21.255	30.900	1:51.760	185	3	27.369	32.577	21.145	31.046	1:52.137	184
4	26.980	32.732	22.349	31.022	1:53.083	182	4	27.622	32.715	21.816	31.786	1:53.939	184
5	27.664	32.941	21.428	30.217	1:52.250	181	5	27.269	32.442	21.371	30.359	1:51.441	191
6	26.970	32.597	21.394	31.248	1:52.209	188	6	26.856	33.844	21.446	31.055	1:53.201	193
7	27.157	33.030	21.612	31.614	1:53.413	178	7	26.611	32.773	21.524	31.166	1:52.074	184
27 Toby JAMES (14th)							45 Jamie PORT (8th)						
							1	34.941	33.822	21.583	31.233	2:01.579	145


Scott Laing
Chief Timekeeper - Scott Laing

Tony Bolin
Clerk of Course - Tony Bolin



COMPUTIME RACE TIMING SYSTEMS PTY LTD
www.computime.com.au

E-mail: scott@computime.com.au / Ph: 0418 17 13 17





Round 3 - Phillip Island GP Circuit - September 3 & 4
SUPERSPORT 300

Date: 04/09/22

Event: R21

Weather: Cloudy - Temp: 12.3C

Track: Dry - Temp: 20.3C

Leg 2

Started at: 12:27:57

Laps: 7

Starters: 20

Printed at: 13:00


PROVISIONAL SPLIT TIMES

Lap	Split 1	Split 2	Split 3	Split 4	Lap Time	Spd	Lap	Split 1	Split 2	Split 3	Split 4	Lap Time	Spd
2	26.644	33.034	21.591	31.558	1:52.827	193	3	29.249	34.792	22.949	32.835	1:59.825	188
3	26.727	32.248	21.204	30.870	1:51.049	193	4	29.239	35.189	23.137	33.311	2:00.876	186
4	27.149	32.740	21.690	31.239	1:52.818	194	5	30.027	35.483	22.870	32.974	2:01.354	184
5	27.001	33.369	21.500	30.589	1:52.459	192	6	29.622	35.104	23.347	33.360	2:01.433	181
6	27.050	32.889	21.418	30.868	1:52.225	187	7	29.534	35.131	23.366	33.880	2:01.911	181
7	26.991	32.854	21.648	30.610	1:52.103	187							
57 Cooper ROWNTREE (DNF)							81 Marcus LAZOS (19th)						
1	33.577	32.910	21.487	31.386	1:59.360	147	1	39.921	41.185	27.549	37.841	2:26.496	151
2	28.052	32.996	21.249	30.634	1:52.931	176	2	32.328	40.089	27.121	37.534	2:17.072	170
3	27.398	33.047	20.981	30.609	1:52.035	183	3	32.589	40.370	27.183	37.969	2:18.111	172
4	27.254	32.646	22.148	30.824	1:52.872	187	4	32.370	39.723	27.404	37.299	2:16.796	172
							5	32.908	40.893	27.085	38.463	2:19.349	171
							6	32.814	40.259	26.673	37.846	2:17.592	171
61 Ella MCCAUSLAND (17th)							91 Taiyo AKSU (2nd)						
1	36.519	33.988	22.611	32.562	2:05.680	150	1	33.962	32.219	21.928	31.271	1:59.380	149
2	28.353	34.115	23.200	34.707	2:00.375	176	2	27.495	32.652	21.410	31.177	1:52.734	179
3	29.665	35.051	22.560	33.123	2:00.399	166	3	26.872	32.457	21.435	31.097	1:51.861	184
4	28.659	35.371	22.877	34.173	2:01.080	169	4	27.161	32.393	22.611	30.974	1:53.139	174
5	30.612	38.103	23.931	34.674	2:07.320	157	5	27.336	33.264	21.365	30.288	1:52.253	178
6	30.274	35.981	24.830	36.482	2:07.567	157	6	26.844	33.273	21.202	31.000	1:52.319	184
7	31.051	35.203	23.809	36.821	2:06.884	154	7	27.240	33.318	21.408	31.256	1:53.222	179
69 Colin BONE (15th)							95 Matthew RINDEL (9th)						
1	37.346	35.657	22.476	33.222	2:08.701	150	1	34.893	33.215	21.867	30.838	2:00.813	147
2	28.351	34.589	22.498	32.891	1:58.329	189	2	27.078	32.998	21.371	31.375	1:52.822	194
3	28.478	34.322	22.466	33.249	1:58.515	189	3	26.786	32.579	21.211	30.763	1:51.339	193
4	28.662	34.297	22.668	33.333	1:58.960	186	4	27.384	32.889	21.736	31.593	1:53.602	194
5	28.801	34.870	23.193	33.653	2:00.517	186	5	27.181	33.113	21.800	31.131	1:53.225	195
6	28.596	35.180	22.938	33.332	2:00.046	189	6	27.471	32.871	21.642	31.405	1:53.389	186
7	28.673	34.715	22.795	33.054	1:59.237	187	7	28.028	33.953	22.220	32.845	1:57.046	184
72 Hossain SHARIAR (18th)							95A Tara MORRISON (13th)						
1	38.556	36.062	23.871	34.326	2:12.815	149	1	36.483	34.692	22.636	32.286	2:06.097	157
2	30.133	36.271	24.242	35.050	2:05.696	181	2	28.485	34.298	22.863	33.247	1:58.893	188
3	30.453	35.980	23.816	34.606	2:04.855	176	3	28.644	34.510	22.409	32.845	1:58.408	183
4	30.401	35.406	23.935	34.396	2:04.138	177	4	28.251	34.271	22.558	32.679	1:57.759	182
5	29.660	35.616	23.520	34.376	2:03.172	179	5	28.221	34.329	22.439	32.149	1:57.138	182
6	30.074	36.203	23.699	34.034	2:04.010	177	6	28.251	34.185	22.599	32.385	1:57.420	182
7	30.342	35.776	23.510	34.581	2:04.209	178	7	28.029	34.032	22.404	33.187	1:57.652	183
76 Lindsay RUSSELL (16th)													
1	37.924	35.590	23.306	33.031	2:09.851	157							
2	29.220	34.663	22.893	32.828	1:59.604	191							

The results are provisional until the end of the time limit for protests and appeals.


Scott Laing
Chief Timekeeper - Scott Laing

Tony Bolin
Clerk of Course - Tony Bolin



COMPUTIME RACE TIMING SYSTEMS PTY LTD
www.computime.com.au

E-mail: scott@computime.com.au / Ph: 0418 17 13 17





Round 3 - Phillip Island GP Circuit - September 3 & 4
SUPERSPORT 300

Leg 2

Date: 04/09/22
 Event: R21
 Weather: Cloudy - Temp: 12.3C
 Track: Dry - Temp: 20.3C

Started at: 12:27:57
 Laps: 7
 Starters: 20
 Printed at: 13:00


PROVISIONAL FASTEST LAPS SEQUENCE

Lap	Race Pos	No	Name	Machine	Fastest Lap	On Lap
1	1	57	Cooper ROWNTREE	Yamaha R3 321	1:59.360	1
2	1	12	Henry SNELL	Yamaha R3 321	1:52.492	2
2	6	13	Marcus HAMOD	Yamaha R3 321	1:51.922	2
3	1	91	Taiyo AKSU	Yamaha R3 321	1:51.861	3
3	2	32A	Jai RUSSO	Yamaha R3 321	1:51.834	3
3	4	25	Brodie GAWITH	Yamaha R3 321	1:51.760	3
3	8	95	Matthew RINDEL	Yamaha R3 321	1:51.339	3
3	10	45	Jamie PORT	Yamaha R3 321	1:51.049	3

The results are provisional until the end of the time limit for protests and appeals.


Scott Laing
 Chief Timekeeper - Scott Laing

Tony Bolin
 Clerk of Course - Tony Bolin



COMPUTIME RACE TIMING SYSTEMS PTY LTD
www.computime.com.au

E-mail: scott@computime.com.au / Ph: 0418 17 13 17





Round 3 - Phillip Island GP Circuit - September 3 & 4
SUPERSPORT 300

Leg 2

Started at: 12:27:57
Laps: 7
Starters: 20
Printed at: 13:00

Date: 04/09/22
Event: R21
Weather: Cloudy - Temp: 12.3C
Track: Dry - Temp: 20.3C


PROVISIONAL LAP SHEET

No	Lap Time	Gap	No	Lap Time	Gap	No	Lap Time	Gap	No	Lap Time	Gap	No	Lap Time	Gap
Lap 1			28	1:54.068	2.387	Lap 4			17	1:53.628	6.049	91	1:53.222	.040
57	1:59.360		45	1:52.827	2.422	32A	1:53.131		28	1:53.578	6.097	12	1:53.227	.116
91	1:59.380	.020	17	1:53.204	2.749	91	1:53.139	.007	32	1:57.164	25.155	33	1:52.074	.138
12	1:59.492	.132	32	1:59.141	10.519	12	1:53.122	.070	95A	1:57.138	29.079	2	1:52.072	.161
33	1:59.529	.169	95A	1:58.893	13.006	25	1:53.083	.077	27	1:59.976	35.380	13	1:52.057	.184
32A	1:59.572	.212	61	2:00.375	14.071	57	1:52.872	.091	69	2:00.517	35.806	25	1:53.413	.188
28	2:00.303	.943	69	1:58.329	15.046	13	1:53.092	.414	76	2:01.354	42.294	45	1:52.103	.192
25	2:00.311	.951	27	1:59.269	15.384	2	1:52.774	1.110	61	2:07.320	45.638	95	1:57.046	7.368
13	2:00.372	1.012	76	1:59.604	17.471	45	1:52.818	1.166	72	2:03.172	1:01.46	17	1:53.802	7.741
2	2:00.791	1.431	72	2:05.696	26.527	33	1:53.939	1.183	Lap 6			28	1:53.726	7.891
95	2:00.813	1.453	81	2:17.072	51.584	95	1:53.602	1.469	32A	1:52.401		32	1:59.257	36.669
17	2:01.529	2.169	Lap 3			17	1:53.034	4.530	25	1:52.209	.026	95A	1:57.652	38.499
45	2:01.579	2.219	91	1:51.861		28	1:53.760	4.628	91	1:52.319	.069	81	2:17.592	1 lap
32	2:03.362	4.002	32A	1:51.834	.001	32	1:57.400	20.100	12	1:52.416	.140	27	1:59.681	48.751
61	2:05.680	6.320	12	1:52.071	.080	95A	1:57.759	24.050	33	1:53.201	1.315	69	1:59.237	49.437
95A	2:06.097	6.737	25	1:51.760	.126	69	1:58.960	27.398	45	1:52.225	1.340	76	2:01.911	59.986
27	2:08.099	8.739	57	1:52.035	.351	27	1:58.187	27.513	2	1:52.267	1.340	61	2:06.884	1:14.43
69	2:08.701	9.341	33	1:52.137	.376	61	2:01.080	30.427	13	1:52.355	1.378	72	2:04.209	1:24.02
76	2:09.851	10.491	13	1:52.135	.454	76	2:00.876	33.049	95	1:53.389	3.573			
72	2:12.815	13.455	95	1:51.339	.999	72	2:04.138	50.397	17	1:53.542	7.190			
81	2:26.496	27.136	2	1:52.018	1.468	81	2:16.796	1:41.36	28	1:53.720	7.416			
Lap 2			45	1:51.049	1.480	Lap 5			81	2:19.349	1 lap			
12	1:52.492		28	1:53.604	4.000	32A	1:52.109		32	1:57.909	30.663			
91	1:52.734	.130	17	1:53.870	4.628	12	1:52.164	.125	95A	1:57.420	34.098			
32A	1:52.570	.158	32	1:57.304	15.832	91	1:52.253	.151	27	1:59.342	42.321			
33	1:52.685	.230	95A	1:58.408	19.423	25	1:52.250	.218	69	2:00.046	43.451			
57	1:52.931	.307	69	1:58.515	21.570	33	1:51.441	.515	76	2:01.433	51.326			
13	1:51.922	.310	27	1:59.065	22.458	13	1:53.119	1.424	61	2:07.567	1:00.80			
25	1:52.030	.357	61	2:00.399	22.479	2	1:52.473	1.474	72	2:04.010	1:13.06			
2	1:52.634	1.441	76	1:59.825	25.305	45	1:52.459	1.516	Lap 7					
95	1:52.822	1.651	72	2:04.855	39.391	95	1:53.225	2.585	32A	1:53.251				
			81	2:18.111	1:17.70									

The results are provisional until the end of the time limit for protests and appeals.


Scott Laing
Chief Timekeeper - Scott Laing

Tony Bolin
Clerk of Course - Tony Bolin



COMPUTIME RACE TIMING SYSTEMS PTY LTD
www.computime.com.au

E-mail: scott@computime.com.au / Ph: 0418 17 13 17





Round 3 - Phillip Island GP Circuit - September 3 & 4
SUPERSPORT 300

Leg 2

Date: 04/09/22
 Event: R21
 Weather: Cloudy - Temp: 12.3C
 Track: Dry - Temp: 20.3C

Started at: 12:27:57
 Laps: 7
 Starters: 20
 Printed at: 13:00


PROVISIONAL LAP CHART

Name	Grid	1	2	3	4	5	6	7	Name
C. ROWNTREE	57	57	18	81	22A	82A	82A	82A	J. RUSSO
J. FAVELLE	33	91	91	32A	91	12	25	91	T. AKSU
M. HAMOD	13	12	32A	12	12	91	91	12	H. SNELL
T. RELPH	28	33	33	25	25	25	12	33	J. FAVELLE
J. RUSSO	32A	32A	57	57	57	33	33	2	L. JHONSTON
J. PORT	45	28	13	33	13	13	45	13	M. HAMOD
T. AKSU	91	25	25	13	2	2	2	25	B. GAWITH
B. GAWITH	25	13	2	95	45	45	13	45	J. PORT
L. JHONSTON	2	2	95	2	33	95	95	95	M. RINDEL
M. RINDEL	95	95	28	45	95	17	17	17	O. SHORT
H. SNELL	12	17	45	28	17	28	28	28	T. RELPH
O. SHORT	17	45	17	17	28	32	32	32	R. BRENNAN
R. BRENNAN	32	32	32	32	32	95A	95A	95A	T. MORRISON
E. MCCAUSLAND	61	61	95A	95A	95A	27	27	27	T. JAMES
H. SHARIAR	72	95A	61	69	69	69	69	69	C. BONE
C. BONE	69	27	69	27	27	76	76	76	L. RUSSELL
T. MORRISON	95A	69	27	61	61	61	61	61	E. MCCAUSLAND
T. JAMES	27	76	76	76	76	72	72	72	H. SHARIAR
L. RUSSELL	76	72	72	72	72	81	81	81	M. LAZOS
M. LAZOS	81	81	81	81	81				

The results are provisional until the end of the time limit for protests and appeals.


Scott Laing
 Chief Timekeeper - Scott Laing

Tony Bolin
 Clerk of Course - Tony Bolin



COMPUTIME RACE TIMING SYSTEMS PTY LTD
www.computime.com.au

E-mail: scott@computime.com.au / Ph: 0418 17 13 17





Round 3 - Phillip Island GP Circuit - September 3 & 4
SUPERSPORT 300

Leg 2

Started at: 12:27:57
Laps: 7
Starters: 20
Printed at: 13:00

Date: 04/09/22
Event: R21
Weather: Cloudy - Temp: 12.3C
Track: Dry - Temp: 20.3C


PROVISIONAL BEST PARTIAL TIMES

Pos	Split 1		Split 2		Split 3		Split 4		LAP		Ideal	Fastest
	Name	Time	Name	Time	Name	Time	Name	Time	Name	Time		
1	J. FAVELLE	26.611	J. RUSSO	32.075	C. ROWNTRE	20.981	B. GAWITH	30.217	T. AKSU	30.217	1:50.553	1:51.861
2	J. PORT	26.644	B. GAWITH	32.158	M. HAMOD	21.072	T. AKSU	30.288	J. FAVELLE	30.288	1:50.557	1:51.441
3	M. RINDEL	26.786	T. AKSU	32.219	L. JHONSTON	21.109	J. FAVELLE	30.359	B. GAWITH	30.359	1:50.596	1:51.760
4	H. SNELL	26.832	J. PORT	32.248	J. RUSSO	21.133	M. HAMOD	30.490	J. PORT	30.490	1:50.685	1:51.049
5	T. AKSU	26.844	L. JHONSTON	32.377	J. FAVELLE	21.145	J. PORT	30.589	J. RUSSO	30.589	1:51.025	1:51.834
6	L. JHONSTON	26.900	H. SNELL	32.423	H. SNELL	21.155	C. ROWNTRE	30.609	H. SNELL	30.609	1:51.041	1:52.071
7	M. HAMOD	26.940	J. FAVELLE	32.442	T. AKSU	21.202	H. SNELL	30.631	M. HAMOD	30.631	1:51.073	1:51.922
8	B. GAWITH	26.970	M. HAMOD	32.571	J. PORT	21.204	M. RINDEL	30.763	L. JHONSTON	30.763	1:51.245	1:52.018
9	J. RUSSO	27.017	M. RINDEL	32.579	M. RINDEL	21.211	J. RUSSO	30.800	M. RINDEL	30.800	1:51.339	1:51.339
10	T. RELPH	27.177	O. SHORT	32.580	B. GAWITH	21.251	L. JHONSTON	30.859	C. ROWNTRE	30.859	1:51.490	1:52.035
11	C. ROWNTRE	27.254	C. ROWNTRE	32.646	O. SHORT	21.349	T. RELPH	30.984	T. RELPH	30.984	1:52.484	1:53.578
12	R. BRENNAN	27.335	T. RELPH	32.877	T. RELPH	21.446	O. SHORT	31.257	O. SHORT	31.257	1:52.663	1:53.034
13	O. SHORT	27.477	R. BRENNAN	33.941	R. BRENNAN	21.945	R. BRENNAN	31.974	R. BRENNAN	31.974	1:55.195	1:57.164
14	T. MORRISON	28.029	E. MCCAUSLA	33.988	T. MORRISON	22.404	T. MORRISON	32.149	T. MORRISON	32.149	1:56.614	1:57.138
15	C. BONE	28.351	T. MORRISON	34.032	C. BONE	22.466	E. MCCAUSLA	32.562	E. MCCAUSL	32.562	1:57.463	2:00.375
16	E. MCCAUSLA	28.353	C. BONE	34.297	E. MCCAUSLA	22.560	T. JAMES	32.563	C. BONE	32.563	1:58.005	1:58.329
17	T. JAMES	28.510	T. JAMES	34.300	T. JAMES	22.642	L. RUSSELL	32.828	T. JAMES	32.828	1:58.015	1:58.187
18	L. RUSSELL	29.220	L. RUSSELL	34.663	L. RUSSELL	22.870	C. BONE	32.891	L. RUSSELL	32.891	1:59.581	1:59.604
19	H. SHARIAR	29.660	H. SHARIAR	35.406	H. SHARIAR	23.510	H. SHARIAR	34.034	H. SHARIAR	34.034	2:02.610	2:03.172
20	M. LAZOS	32.328	M. LAZOS	39.723	M. LAZOS	26.673	M. LAZOS	37.299	M. LAZOS	37.299	2:16.023	2:16.796

The results are provisional until the end of the time limit for protests and appeals.


Scott Laing
Chief Timekeeper - Scott Laing

Tony Bolin
Clerk of Course - Tony Bolin



COMPUTIME RACE TIMING SYSTEMS PTY LTD
www.computime.com.au

E-mail: scott@computime.com.au / Ph: 0418 17 13 17





Round 3 - Phillip Island GP Circuit - September 3 & 4
SUPERSPORT 300


PROVISIONAL PROGRESSIVE ROUND POINTS

SUPERSPORT 300

Pos	No	Name	Rnd 3 Race 1	Rnd 3 Race 2	Total
1	25	Brodie GAWITH	25	14	39
2	12	Henry SNELL	20	18	38
3	91	Taiyo AKSU	17	20	37
4	32A	Jai RUSSO	11	25	36
5	33	Jack FAVELLE	18	17	35
6	13	Marcus HAMOD	15	15	30
7	2	Luke JHONSTON	12	16	28
8	45	Jamie PORT	14	13	27
9	28	Tayla RELPH	13	10	23
10	17	Oliver SHORT	10	11	21
11	95	Matthew RINDEL	8	12	20
12	95A	Tara MORRISON	9	8	17
13	57	Cooper ROWNTREE	16		16
14	32	Riley BRENNAN	6	9	15
15	69	Colin BONE	7	6	13
16	27	Toby JAMES	5	7	12
17	72	Hossain SHARIAR	4	3	7
18	76	Lindsay RUSSELL		5	5
19	61	Ella MCCAUSLAND		4	4
20	81	Marcus LAZOS		2	2


Scott Laing
 Chief Timekeeper - Scott Laing

Tony Bolin
 Clerk of Course - Tony Bolin



COMPUTIME RACE TIMING SYSTEMS PTY LTD
www.computime.com.au

E-mail: scott@computime.com.au / Ph: 0418 17 13 17





Round 3 - Phillip Island GP Circuit - September 3 & 4
SUPERSPORT 300


PROVISIONAL PROGRESSIVE SERIES POINTS

SUPERSPORT 300

Pos	No	Name	Rnd 1 B/ford	Rnd 2 Wint	Rnd 3 Race 1	Rnd 3 Race 2	Total
1	95	Matthew RINDEL	75	56	8	12	151
2	17	Oliver SHORT	58	52	10	11	131
3	25	Brodie GAWITH		70	25	14	109
4	32	Riley BRENNAN	51	42	6	9	108
5	69	Colin BONE	48	41	7	6	102
6	72	Hossain SHARIAR	41	37	4	3	85
7	45	Jamie PORT		45	14	13	72
8		Jake SENIOR	56				56
9	76	Lindsay RUSSELL	45			5	50
10		Justin KAISER		48			48
11		Ryan LARKIN		47			47
12	12	Henry SNELL			20	18	38
13	91	Taiyo AKSU			17	20	37
14	32A	Jai RUSSO			11	25	36
15	33	Jack FAVELLE			18	17	35
16	13	Marcus HAMOD			15	15	30
17	2	Luke JHONSTON			12	16	28
18	28	Tayla RELPH			13	10	23
19	95A	Tara MORRISON			9	8	17
20	57	Cooper ROWNTREE			16		16
21		Jay MARROCCINI	14				14
22	27	Toby JAMES			5	7	12
23	61	Ella MCCAUSLAND				4	4
24	81	Marcus LAZOS				2	2

Scott Laing
Chief Timekeeper - Scott Laing

Tony Bolin
Clerk of Course - Tony Bolin



COMPUTIME RACE TIMING SYSTEMS PTY LTD
www.computime.com.au

E-mail: scott@computime.com.au / Ph: 0418 17 13 17

